


SGB-160/200-F/PB-...

AUTOMATICALLY CONTROLLED COMPACT GAS BURNERS

640-1600/700-2000 kW

Flexible turndown range
High combustion efficiency
Reliable construction
Easy and simple to maintenance
Environmentally friendly



GB-GANZ

Tüzeléstechnikai Kft.
HUNGARY

H-1103 Budapest, Szlávy u. 22-30. Tel.: +36-1- 260-2727 F: +36-1-260-0033

Internet: www.gb-ganz.hu E-mail: gbganz@gb-ganz.hu

General Information:

Having developed the SGB type gas burner series we should like to provide modern firing devices for an economic and efficient gas combustion. The compact, fully automatically controlled burners are suitable for combustion of natural gas and LPG. The simple construction makes quick fitting and set-up possible, the use of the excellent-quality safety-, and control devices results in low maintenance cost. Depending on the user's requirements, burner can have the following output control systems: HIGH/LOW with fast or slow load change and Modulating, by the actual thermal request. Gas/air ratio control can be adjusted by pneumatic or mechanical way, by the user's request. During operation the primary burner control unit is continuously detecting the flame, the gas and air pressure. Gas train is equipped with leakage control unit. In manufacturing we highly take the users' requirements into consideration, so that, beside the mass-produced burners there is a possibility of delivering also special versions. Standard or extended air-tube equipped burners are well adaptable to any boiler furnace chamber. Ordering burner, kind of gas and its pressure have to be taken into consideration. Commissioning relevant legislations and standards have to be observed. The burners can be mounted on heating appliances of industrial, agricultural or communal plants as follows:

- boilers
- hot-air blowers
- agricultural and industrial dryers
- other equipments of technology

Advantages:

- high combustion efficiency
- flexible turndown range
- stable flame
- simple assemblage, quick maintenance
- wide range of optional accessories
- environment-safe, low-pollutant emission
- reliable construction
- long-life operation

Main technical data:

GB-GANZ

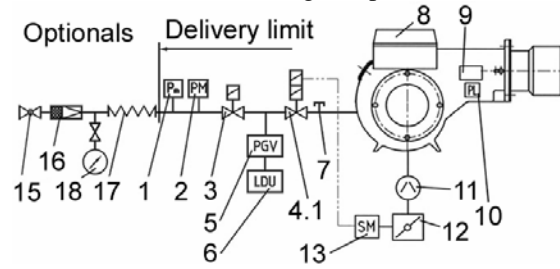
Tüzeléstechnikai Kft.
HUNGARY

H-1103 Budapest, Szlávy u. 22-30. Tel.: +36-1-260-2727 F: +36-1-260-0033

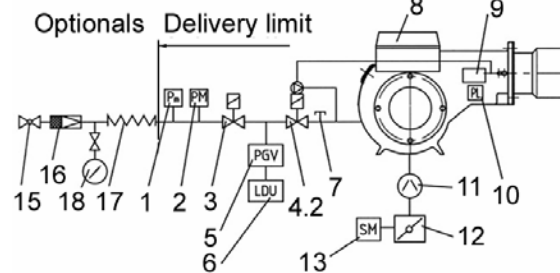
Internet: www.gb-ganz.hu E-mail: gb ganz@gb-ganz.hu

Gas train configurations:

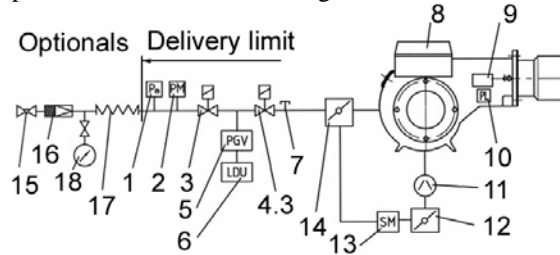
HIGH/LOW fast load change output control:



HIGH/LOW slow load change and Modulating output control with pneumatic gas/air ratio control:



HIGH/LOW slow load change and Modulating output control with mechanical gas/air ratio control:



1. Minimum gas pressure switch
2. Maximum gas pressure switch
3. Safety gas valve
- 4.1 Two-stage main gas valve
- 4.2 Main gas valve with gas/air ratio control
- 4.3 Main gas valve
5. Gas pressure switch for gas leakage control
6. Gas leakage control unit
7. Gauge pin
8. Control box with primary burner control
9. Ignition transformer
10. Air pressure switch
11. Air blower
12. Air damper
13. Air damper motor
14. Gas butterfly damper

Optionals for special request:

15. Manual globe-cock
16. Gas pressure governor with filter incorp.
17. Antivibrating connection
18. Pressure gauge

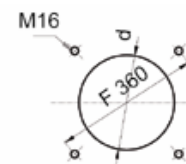
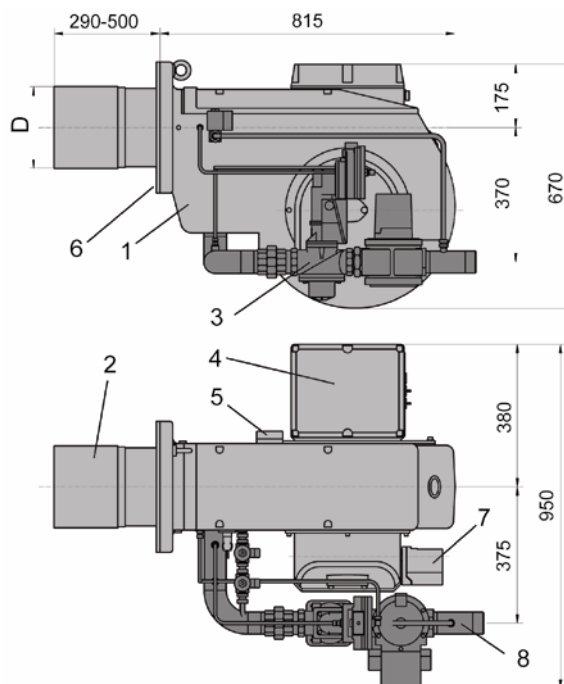
Type	SGB-160	SGB-200
Output range	640-1600 kW	700-2000 kW
Fuel	Natural gas or LPG	
Turndown ratio	1:2,5	
Primary burner control unit	Landis LFL 1.322 or LFL 1.622	
Gas leakage control unit	Landis LDU 11	
Ignition	Automatically, by high voltage spark	
Flame detector	UV or ionization system	
Electrical connection	3x400/230 V, 50 Hz+N+PE	
Electrical power consumption	3,6 kW	
Electrical protection	IP 40	
Burners with alternative – non standard - parameters can be manufactured by special request, after consulting		

Gas train sizes:

Gas pressure range symbols	31-40 mbar	41-100 mbar	101-150 mbar	151-200 mbar	201-500 mbar
	1	2	3	4	5
Natural gas firing burner gas train diameters for different connecting pressures:					
SGB-160	DN 80		DN 2" BSP	DN 1 ½" BSP	
SGB-200	DN 80		DN 2" BSP	DN 1 ½" BSP	
LPG firing burner gas train diameters for different connecting pressures:					
SGB-160	DN 80 ¹⁾	DN 2" BSP	DN 1 ½" BSP		
SGB-200	DN 80 ¹⁾	DN 2" BSP	DN 1 ½" BSP		

¹⁾ Only for special request

Outline drawing and connecting dimensions:



	D	d
SGB-160	205	220
SGB-200	225	240

1. Burner house
2. Air-tube
3. Gas train
4. Control box
5. Air-pressure switch
6. Fixing screw
7. Air damper motor
8. Gas inlet

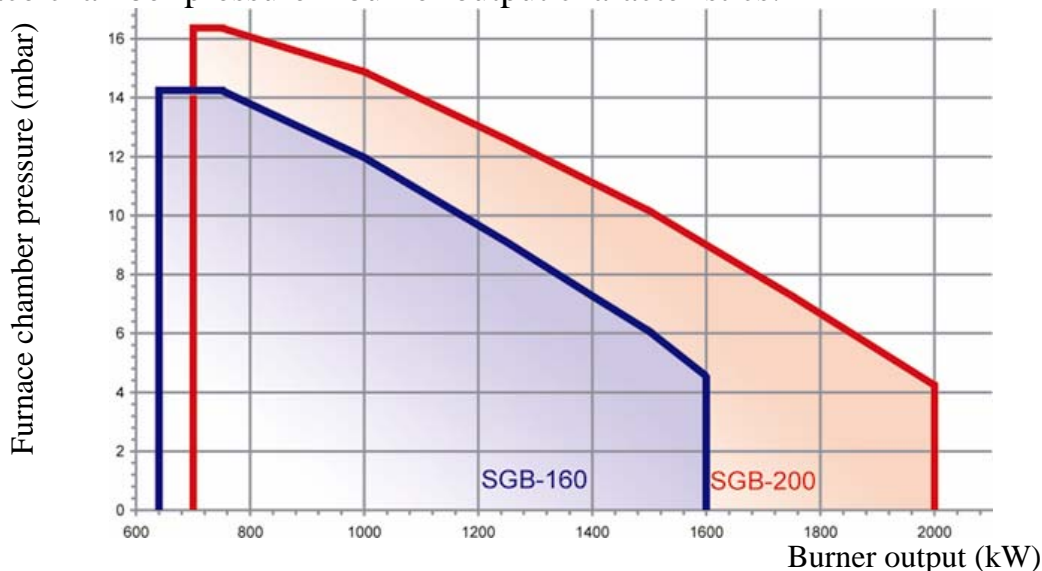
GB-GANZ

Tüzeléstechnikai Kft.
HUNGARY

H-1103 Budapest, Szilávy u. 22-30. Tel.: +36-1-260-2727 F: +36-1-260-0033


Internet: www.gb-ganz.hu E-mail: gbganz@gb-ganz.hu

Furnace chamber pressure – burner output characteristics:



Gas burner type symbols:

SGB-□□□□-G/□-□-□-□-□



Gas train equipped with:

- T Leakage control unit
- S Vent to the air valve³⁾

Inlet gas pressure range figure:

- 1 31-40 mbar
- 2 41-100 mbar
- 3 101-150 mbar
- 4 151-200 mbar
- 5 201-350 mbar

Air-tube length figure:

- 1 Standard air-tube
- 2 Extended air-tube

Mode of output control:

- 3 HIGH/LOW with fast load change
- L HIGH/LOW with slow load change
- M Modulating

Fuel:

- F Natural gas
- PB LPG

Type indication:

- SGB-160 640-1600 kW
- SGB-200 700-2000 kW

³⁾ non standard version, only for special request



Regional Sales Office:

Transdanubian Sales Office: H-8300 Tapolca Juhász Gy. u. 2/1., Hungary Tel/F.:+36-87-510-670
Your regional dealer:



Tüzeléstechnikai Kft.
HUNGARY

H-1103 Budapest, Szlávy u. 22-30. Tel.: +36-1+260-2727 F: +36-1-260-0033

Internet: www.gb-ganz.hu E-mail: gb-ganz@gb-ganz.hu